

PERGO®

ORIGINAL LAMINATE



FLOORS
FOR
REAL LIFE

Elegant Plank
– beautifully water-resistant

GO GRAND
with Sensation
Wide Long Plank!

2019

Welcome
to 76 pages of inspiration, tips and
guides!



8

A GRAND VIEW!

Sensation Wide Long Plank floors add an extra spacious feeling to your room.

NEW format!

Our Elegant Plank format introduces 12 new designs with AquaSafe water-resistance.

4



In rooms that will see a splash or two, Pergo AquaSafe sets a new standard for laminate flooring when it comes to water-resistance!



10



52

Caring for the environment




Find your dream floor *choose from 76 designs*

What's hot? If you are thinking about a new floor you're well on your way just by reading this. In this inspiration magazine we'll guide you along the way that leads to your new floor.

14



59



56

Do it yourself?

Installing a new floor is easier than you might think. We'll guide you every step of the way!



54

Original Laminate
Wear- and scratch-resistance that you can trust!

What about the rest?

64

We won't stop until you have all the accessories you need to create a complete, beautiful floor.



The choice is yours!

Pergo offers regular laminate floors and Sensation laminate. Both are available in different formats and designs. Read more about Sensation on page 6!

Original durability for modern living

Available in a wide range of designs and formats, our laminate floors are as versatile in looks as they are in function. And with the 100% water-resistant floors, you can now find a laminate floor for all the different rooms in your home, including the kitchen.

Pergo is the original. We invented the very first

laminate floor, and with that a whole new category of durable flooring. We have the experience and know-how to guide you to the right floor. And not only that – **we will guide you through the installation and everything else you need to make sure your new floor will be just as beautiful as you want it to be!**



elegant plank
1380 x 156 mm

**see all decors
on page 61**

CANYON BEIGE OAK, PLANK L0235-01491

a new format – 12 new looks

Looking for a floor to match your personality?

Check out our new Elegant Plank floors.

With 12 new water-resistant designs,
they are the perfect foundation for an everyday
life out of the ordinary.



Hi there, wood-lover!

Here's why you might consider not choosing a wood floor, **but a Pergo Sensation floor instead**

Sensation – looks that last

Do you like the look of natural wood, but worry about how it will last? Our Sensation laminate floors keep your interior looking new and fresh, without changing colour or hue.

This is Pergo Sensation:

- » True-to-nature look with deep embossing to bring out every grain of the wood design – even into the bevels.
- » Matt finish for a naturalistic look and feel.
- » Surface protection that covers the complete plank – even into the bevels.
- » 100% water-resistance, with AquaSafe technology, makes Sensation floors ideal for kitchens and other wet areas.

**See our Sensation designs in
Wide long plank and Modern plank
on pages 59 and 60!**

Natural looks
and **supernatural
functionality!**

**See it for yourself – visit your
dealer or order a sample on
our website!**

**aqua
safe**





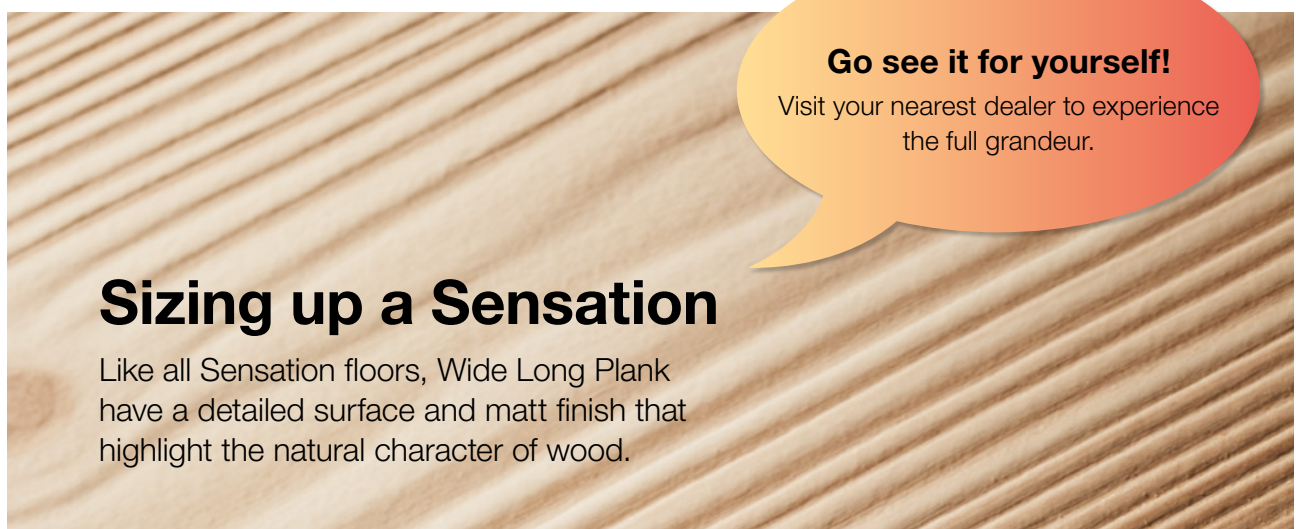
Sensation
modern plank
2050 x 240 mm

FARMHOUSE OAK, PLANK L0231-03371

GO GRAND!

If you are looking for a floor that will transform your room into something spectacular we have just the news for you. A floor that is impressively grand in all aspects. The size of each individual plank really allows the room to come to life and brings out the natural look and feel of the Sensation floors even more.

Sensation Wide Long Plank



Go see it for yourself!

Visit your nearest dealer to experience the full grandeur.

Sizing up a Sensation

Like all Sensation floors, Wide Long Plank have a detailed surface and matt finish that highlight the natural character of wood.

4

WAYS TO ADD SPACE:

1. Unclutter

Removing things brings out the true space of your room.

2. Pick the right floor

Large floorboards make the whole interior feel bigger and airier.

3. Visible corners

A room feels bigger when you can see its outlines.

4. Light colours

With light comes space
– and remember: it
doesn't have to be white.

Sensation
wide long plank
2050 x 240 mm

SEASIDE OAK, PLANK L0234-03571



Looking for a worry-proof floor?

- » Best durability
- » Fast and easy to install
- » Best guarantee

100% water-resistant

With Aquasafe technology Pergo sets the new standard for laminate flooring when it comes to water resistance. AquaSafe allows you to get the durability of a laminate floor in hallways, kitchens and other wet areas. But the ability to withstand water is not the only benefit. A water-resistant floor is equally resistant to dirt and spills.

AquaSafe creates a sealed surface – all the way down into the bevels – efficiently preventing water from penetrating the floor. The result? Water, dirt, and stains stay on the surface and can be easily wiped off. As bonus of being water-resistant, the

floors are also hygienic and easy to maintain. On top of all this Wide Long plank and Modern plank offer a 10-year wet guarantee and Elegant plank and Classic plank 5-years. **See all our water-resistant floors on pages 59 – 61.**



WATER-RESISTANT AND WORRY-PROOF OUTSIDERS:

Three rooms where you might not think of fitting a water-resistant floor, but perhaps you should?

Dining room

Water-resistant also means wine- and sauce-proof. If you spill something, just wipe it off!

Kids' room

Who knows what they'll get up to? A water-resistant floor is good insurance.

Laundry room

Even a humble utility room can have a beautiful (and functional) floor.

Of course, size matters!

- 1: 1380 x 156 mm
- 2: 2050 x 240 mm
- 3: 2050 x 205 mm
- 4: 1380 x 190 mm
- 5: 1200 x 190 mm
- 6: 1224 x 408 mm



The individual plank plays an important part in creating an overall impression. Depending on how you choose, you can transform the feeling of the entire room. Make it wider, narrower, longer, darker or lighter – the options are endless.

Our laminate range can offer you everything from long planks that create a modern, spacious ambience to classic 3-strips or big slabs. Several floors have bevelled edges to enhance the feeling of wooden planks or genuine ceramic tiles.



For fast and easy renovation – use a paintable wallbase cover over existing wallbase. See page 67.

FROST WHITE OAK, PLANK L0231-03866

Take your floor all the way

To make the floor a truly integrated part of your home, we offer a wide selection of accessories. Wallbases, mouldings and underlays add functionality and take your interior to a new level by completing the look of your new floor. Take a look at page 64 to see all the options and learn more!

OHOY DIY-er!

Three steps you shouldn't skip on your way towards the perfect floor:



underlay



installation kit



wallbases & profiles



Mouldings
that match your floor
perfectly in colour
as well as in structure!
More on page 66.

elegant plank
1380 x 156 mm
**see all decors
on page 61**

BROWN VALLEY OAK, PLANK L0235-03582

Universal elegance


The long, slender format of our new Elegant Plank floors really brings out the best in our 12 new designs. **And with AquaSafe water-resistance, they are a great fit for all the rooms of your home.**



CANYON TAUPE OAK, PLANK L0235-04433



aqua
safe



NEW YORK OAK, PLANK L0235-03581



elegant plank
1380 x 156 mm

see all decors
on page 61



COUNTRYSIDE OAK, PLANK L0235-00312



A gentle touch

The soft colour palette of our new Elegant Plank floors strikes a delicate balance of blending in and making a stylish contribution to your interior.



Thinking about installing the floor yourself?
Don't worry! Installation is fast and easy with PerfectFold™ click system.
More on page 57.



Living out *your dreams* inside

Allow your home to blur the lines between outside and in. Just leave the doors open, enjoy life and live it wherever you feel like. With our water-resistant floors you don't have to worry about dirt or water from the garden. The sealed surface makes it all stay on the surface to be wiped away.



Open up!

Water-resistant Elegant plank is equally resistant to dirt and spills.

elegant plank
1380 x 156 mm

ELEGANT ASH, PLANK L0235-04434

Dare to be
trendy!
Paint your walls
thunder blue.



Everlasting love
(or close enough). The superior
durability and lifetime guarantee of
Pergo laminate floors
means that you'll be able to enjoy
the design you love for many,
many years to come.

SIBERIAN OAK, PLANK L0234-03568



Simple pleasures


Make it easy on yourself. Aim for a stripped-down,
simplified space that will be a joy to live in. It will give you the space you need
to fill more of your life with the things you love.

The ABCs *of easy living*

What used to be a schoolhouse many years ago,
is now the modern home of a young family.
By mixing original details and modern furniture,
they've created a home with a unique character
and soft pastel colours.

Sensation
wide long plank

ROCKY MOUNTAIN OAK, PLANK L0234-03570






Getting up in the morning is easier when you know the first thing you'll touch is a nice, warm floor! **Read more about Pergo Quickheat on page 69.**



Sensation wide long plank

LODGE OAK, PLANK L0234-03864



Soothing pastels

Powder colours are wonderfully soft and pleasing to the eye. Mixing them in multiples of three gives your interior both variation and harmony.



Thinking about installing it yourself?

Don't worry! Installation is fast and easy with PerfectFold™ click system. See more on page 57.



Perfectly imperfect

Let nature take its course in your home.
Cracks, nuts and rustic wood textures
add a solid feel to your interior.



COUNTRY OAK, PLANK L0234-03590

HOW TO CREATE *the relaxed country feel:*

- » Go for fuss-free materials in natural fibres like loose weaves, unbleached cottons and slub linens to get that organic vibe.
- » Banish clutter and stick to a stripped-down, simplified space that will be a joy to live in.
- » A floor made up of long and wide planks creates space and allows your interior to breathe.
- » Be wary of colour – stick to dusky greys, milky whites and soft creams.



Sensation
wide long plank

CHALKED NORDIC OAK, PLANK L0234-03865





Classics

never go out of style

Get set for life!
Pergo floors come
with a lifetime
guarantee.
Read more on
page 55.



Thinking about
installing the floor
yourself?
Don't worry!
Installation is fast and
easy with PerfectFold™
click system.
More on page 57.



A look that keeps *reinventing itself*



GET THE SCANDINAVIAN CLASSICS LOOK:

» Mix traditional and modern. If you are starting from scratch, make classics the key pieces. Then you can add a touch of contemporary styling without clashing.

» Work in lots of wood. Allow the warmth and texture of natural wood to come out in everything from your storage furniture to your floor.

» Restrict your colour palette. For a calm, simple style, stick to white, black, grey, shades of one colour (in this case, blue) and natural tones.



MODERN DANISH OAK, PLANK L0231-03372

Did you know?
A water-resistant floor
is equally resistant to
stains and dirt.

Clear *contrasts*



Set the scene for your everyday life using the simplicity of black and white. Elementary colours let other things stand out all the more clearly. *And to simplify even more, the Sensation floors combine looks and water-resistance. What could be better for letting the kitchen become a part of your living space?*

BLACK PEPPER OAK, PLANK L0231-03869





ELEGANT OAK, 3-STRIP L0241-01789


FLOOR INSTALLATION TIP:

When installing a floor, choose the correct orientation to complement the overall look.


As a general rule of thumb, let the floorboards go towards the light source, like a large window. This helps give a more uniform look because the light is not going across each individual joint.

Don't worry!

Installation is fast and easy with PerfectFold™ click system. More on page 57.



NORDIC ASH, 2-STRIP L0241-01800



BLONDE OAK, 3-STRIP L0401-01787



Let your floor lead the way
towards the light!



Bring it on!

Laminate flooring combines design with superior durability that can withstand the challenges of everyday life. Want to know more? Take a look at page 54.

Matching stair nose

in the same design
as your floor makes
for a complete
look.



A stylish everyday

Sure, life is mostly made up of ordinary days, but that's no reason to lower your style standards. If you choose the right kind of floor you can create the interior you love, without worrying about whether it can withstand the challenges – and accidents – that are bound to happen.



MIDNIGHT OAK, PLANK L0223-01763




MEDIUM GREY SLATE L0220-01779

Made to match

Unsure about which floor will fit your style?
Pergo Sensation floors come in different formats and
designs, allowing for a wide range of looks.

See our different surface finishes on page 58.





Rustic meets modern. Our Sensation floors come with a silk matt finish that underlines the naturalistic feel. A pronounced wood structure follows the wood grain in every detail, highlighted by rustic cracks, nuts and scraped effects. Mixed with modern furniture and minimalistic design, it makes for an exciting contrast between styles.



ROMANTIC OAK, PLANK L0223-03361

Grey is anything but beige

Don't underestimate grey. Create an elegant and peaceful interior using different hues. Or let the subtle feel be a backdrop to create colourful explosions in your styling.



A taste of Pergo!
Want to see our
floors in real life?
Visit a dealer
or order a sample on
pergo.com.

MODERN GREY OAK, PLANK L0223-01753



elegant plank
1380 x 156 mm
**see all decors
on page 61**

RUSTIC GREY OAK, PLANK L0235-03580



The many faces of oak

EUROPEAN OAK, PLANK L0223-01756

Oak designs are among our most popular floors

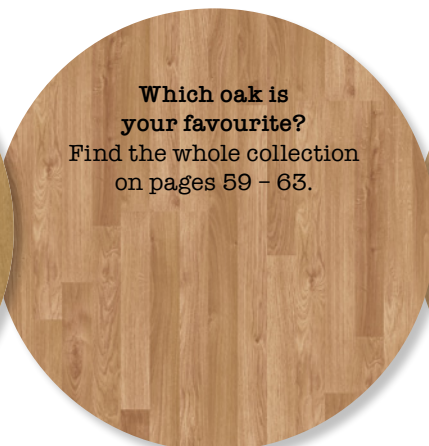
And it's easy to understand why. Not only does it offer a natural beauty that goes well with many interior styles.

It also lends itself to different surface treatments, structures and colours.

In other words, an oak floor is not a floor – it's a palette of floors offering a multitude of beautiful designs.



38 CHATEAU OAK, PLANK L0234-03589



**Which oak is
your favourite?**
Find the whole collection
on pages 59 – 63.

NATURAL OAK, 3-STRIP L0241-01785



SCRAPED VINTAGE OAK, PLANK L0231-03376



BRUSHED WHITE PINE, PLANK L0231-03373



WHITE SLAB L0218-01783



SEASHELL OAK, PLANK L0235-04430

Bright ideas

There are many ways to create a light, roomy interior. Here are some of our favourite light designs: Winter Oak, Brushed White Pine, Silver Oak and White Slab!



WINTER OAK, PLANK L0223-01764


CLOSER TO NATURE

Allow the outside into your home.
Earthy materials and ceramics.
Light flowing in through windows filled with greenery.
Make the look complete with the natural look
and feel of an oak plank floor.




Keep nature natural

Allow the true colours of natural materials to come to life.



The power of 3
Three is a good number
when picking colours for
a calm and peaceful
ambience in your home.





Thinking about
installing the floor
yourself?
Don't worry!
Installation is fast and
easy with PerfectFold™
click system.
More on page 57.

A HOME WITHOUT WALLS

Leave the door open and turn the garden into an extension of your home.

A roomy interior set in light, neutral tones, is the perfect match for the lush greenery outside.

Just add friends!





**water-resistant
& worry-proof!**



A smart move
Being able to step out
into the garden usually
means stepping back
in again.
So be sure to pick
a water-resistant floor
that withstands
dirt and water.

**Soften up
with natural
materials**



Inside
or outside?
With the
right floor,
anything
goes!

WHICH
FLOOR IS
YOUR
FAVOURITE?



A great floor is about more
than just looks.
Choosing the right underlay
will not only increase
walking comfort,
but also add functionality
to your floor.
Read more on page 68.



LAPPLAND OAK, PLANK L0235-03573



NORDIC GREY OAK, 2-STRIP L0241-03383



COTTAGE GREY OAK, PLANK L0223-03362



AUTUMN OAK, PLANK L0223-01785



BOATHOUSE GREY OAK, PLANK L0235-03806



RECLAIMED GREY OAK, PLANK L0223-01760



THE HOME OF YOUR DREAMS

Considering how much time you spend there,
surely it deserves to be more than just a room for your bed?





Getting up in the morning is easier when you know the first thing you'll touch is a nice, warm floor! **Read more about Pergo Quickheat on page 69.**




Get set for life!

Pergo floors come with
a lifetime guarantee.
Read more on page 55.

Don't forget!
The wallbase is
the finishing touch for
your new floor
- "colour coordinated"
or white.
More on page 65.

design with an eye for detail



Find inspiration
in the best of contemporary interior design
and create a style
that is refreshingly
different and
genuinely rewarding.






a splash of colour



Dare to go all the way! Let bright colours blend with clean whites and blacks to create a style that really stands out.





Did you know?

A water-resistant floor
is equally resistant to
stains and dirt.

Durability x 2!

Choose a floor that
is as good for the interior
as it is for the exterior
that we all share.

Durability for the long run

At Pergo, durability is not limited to our products. It extends into our production process and influences how we protect our shared environment. To make it simple: When you choose one of our floors, you should feel safe in the knowledge that it has been produced using a minimum of resources.

To minimise our footprint we recycle whenever and whatever we can. 80% of the content of our products consists of wood surplus from the wood industry. We use only renewable wood products such as pine and spruce – never exotic woods or wood from rainforests that are threatened with extinction. And we try hard to reduce and re-use resources from every step of our production. Like using thermal energy from waste incineration plants to increase the energy efficiency of our own operations, or recycling all wood waste from our milling and sawing processes to heat our production facilities.

As proof of our efforts, we are proud of being the first flooring manufacturer to receive the Nordic Swan ecolabel, certifying that our products are a good environmental choice. In addition, we are also the first to receive the European Ecolabel for laminate flooring through our parent company Unilin. The EU Ecolabel is a label of environmental excellence that is awarded to products and services meeting high environmental standards throughout their life-cycle: from raw material extraction, to production, distribution and disposal.

Environmentally responsible, beautiful and long-lasting – that's Pergo durability.



* Information sur le niveau d'émission de substances volatiles dans l'air intérieur, présentant un risque de toxicité par inhalation, sur une échelle de classe allant de A+ (très faibles émissions) à C (fortes émissions).





FARMHOUSE OAK, PLANK L0231-03371

Ever wondered what laminate is

– and what makes Pergo special?

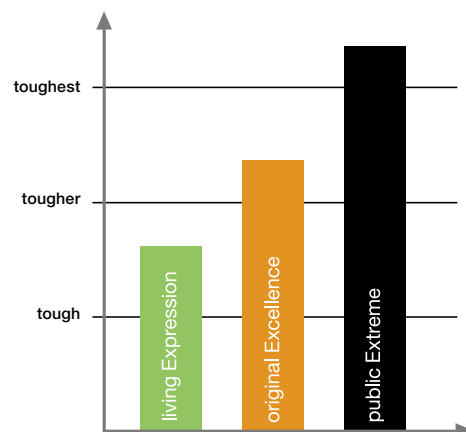
Get into the details here!

The durable choice

Laminate flooring is the perfect combination of design and durability. Thanks to the patented **TitanX™ surface protection**, a Pergo laminate floor will keep its elegant finish year in and year out. TitanX™ is a multilayer technology that includes **protective layers** of aluminium oxide particles, which provides superior resistance to wear and scratching. And with the special **impact layers**, combined with a **high-quality core** material, TitanX™ also provides very high resistance to dropped objects and high-heeled shoes. For more technical info see page 74.



- 1 Superior wear and scratch-resistance layer
- 2 Crystal-clear decor
- 3 Special impact layers
- 4 Moisture-resistant HDF core
- 5 Back stabiliser



Our floors come in three quality levels: tough, **tougher & toughest**



living **Expression**

Superior durability
for all-round domestic use


Class 32 » TitanX™
25-year guarantee



original **Excellence**

Outstanding durability
for the tough demands of
everyday life

Class 33 » TitanX™
Lifetime guarantee



public **Extreme***

Extreme durability
for high-wear and public areas

Class 34 » TitanX™
Lifetime guarantee

* Please contact your nearest dealer
for more info on public Extreme



Lifetime guarantee

Extreme durability is the reason we boldly guarantee our floors against wear, stains and fading caused by sunlight for up to 33 years – the best guarantee on the market.

Pergo's guarantees are subject to local law and may therefore vary from country to country. For information about guarantees in your country, contact your nearest Pergo dealer or read more at pergo.com.



**Don't
worry!**

We'll guide you
through the installation
process.

Thinking about doing it yourself?

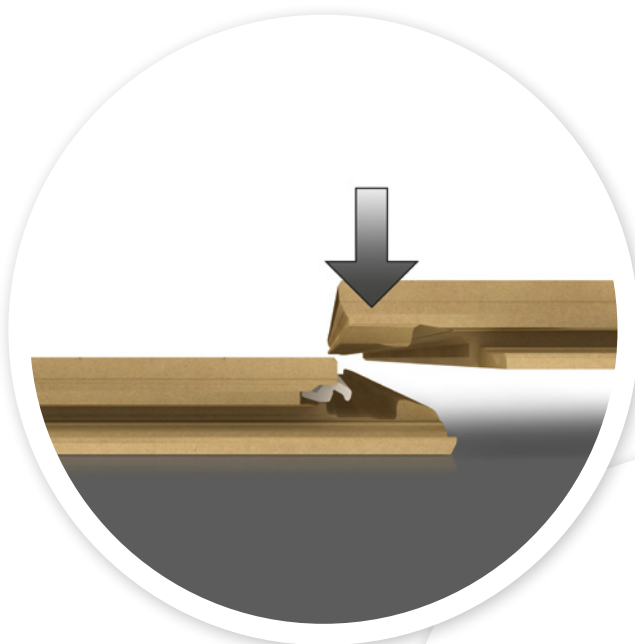
Installing your Pergo floor is now faster and easier than ever. All our laminate floors come with the innovative PerfectFold™ 3.0 click system offering three different installation methods. Just click the planks together using the method that works best for you and you'll be done in no time. It is even easy to lift them up and replace them when necessary.

Watch the step-by-step videos on pergo.com

Fast & easy

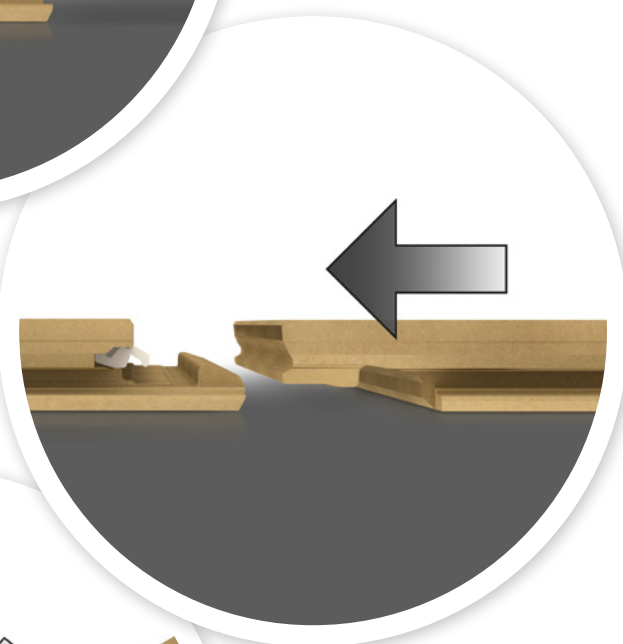
installation with PerfectFold™ click system

Use the method that works best for you!



Drop down

The ideal method for quickly installing a large area. Click the plank at the long side joint, slide it until it meets the end of the previously installed plank, and press down.



Insert horizontally

Unlike many other brands, Pergo laminate floors can also be inserted horizontally. A very handy option for places where it is difficult or impossible to tilt the planks (when installing the last row of planks, or under door frames and radiators).



Angle

If you prefer, Pergo offers a third option for installing your new laminate floor. Simply angle and click the planks together at the short end.

Your floor is just a click away

Beauty beyond looks

There is more to a beautiful floor than meets the eye. That is why Pergo laminate floors not only look authentic, they feel that way too. Our collections feature seven different surface textures that each serve to enhance the authentic impression of your laminate floor.

From the well-worn vintage look to the natural feeling of woodgrain. To allow more fine-tuning of your interior design, our collection also includes different levels of gloss and floors with or without bevels.

Bevels help define each plank, and the shadows they create give your floor an added dimension. To find out what you like, visit your nearest dealer to experience these different options first-hand!



Genuine™ wood, GW

A subtle wood structure that follows the wood grain in every detail, an effect that is even more prominent in our Sensation floors. Available in different gloss levels.



Genuine™ rustic, GR

A pronounced wood structure that follows the wood grain in every detail, which is highlighted even more in Pergo Sensation floors. Can have cracks, knots and scraped effects.



Genuine™ sawcut, GC

Realistic wood structure with a saw effect.




Genuine™ stone, GS

A life-like impression that follows the structure of real stone tiles.



Wood, WO

A fine and realistic wood texture, which highlights any kind of wood decor from light to dark wood species. Available in different gloss levels.



Smooth, SO

A silky, smooth surface for a softer touch and modern look. Available in different gloss levels.



Antique wood, AW

A rustic texture with a vintage feeling.

Structure

WO	Wood	GC	Genuine™ sawcut
SO	Smooth	GS	Genuine™ stone
GW	Genuine™ wood	AW	Antique wood
GR	Genuine™ rustic		

Gloss


SP	Semi polished
SM	Silk matt
MA	Matt
EM	Extra matt



Sensation

wide long plank

2050 x 240 mm | 4-way bevel



LIGHT FJORD OAK, PLANK

■ L0234-03862
■ L0334-03862

GR / EM



SIBERIAN OAK, PLANK

■ L0234-03568
■ L0334-03568

GW / MA



ROCKY MOUNTAIN OAK, PLANK

■ L0234-03570
■ L0334-03570

GW / EM



FJORD OAK, PLANK

■ L0234-03863
■ L0334-03863


GR / EM



CHALKED NORDIC OAK, PLANK

■ L0234-03865
■ L0334-03865

GW / MA



SEASIDE OAK, PLANK

■ L0234-03571
■ L0334-03571

GW / SM



BEACH TOWN OAK, PLANK

■ L0234-03870
■ L0334-03870

GR / EM



CHATEAU OAK, PLANK

■ L0234-03589
■ L0334-03589

GW / MA



LODGE OAK, PLANK

■ L0234-03864
■ L0334-03864

GR / EM



COUNTRY OAK, PLANK

■ L0234-03590
■ L0334-03590

GW / SM



sensation modern plank

1380 x 190 mm
4-way bevel



FROST WHITE OAK, PLANK

■ L0231-03866

■ L0331-03866

GW / MA



BRUSHED WHITE PINE, PLANK

■ L0231-03373

■ L0331-03373

GR / EM



MODERN DANISH OAK, PLANK

■ L0231-03372

■ L0331-03372

GW / SM



NEW ENGLAND OAK, PLANK

■ L0231-03369

■ L0331-03369

GR / SM



COASTAL OAK, PLANK

■ L0231-03374

■ L0331-03374

GW / EM



CITY OAK, PLANK

■ L0231-03868

■ L0331-03868

GW / MA



SCRAPED VINTAGE OAK, PLANK

■ L0231-03376

■ L0331-03376

GR / SP



MANOR OAK, PLANK

■ L0231-03370

■ L0331-03370

GR / SM



VILLAGE OAK, PLANK

■ L0231-03375

■ L0331-03375

GW / EM



FARMHOUSE OAK, PLANK

■ L0231-03371

■ L0331-03371

GR / SM




STUDIO OAK, PLANK

■ L0231-03867

■ L0331-03867

GW / MA



LIMED GREY OAK, PLANK

■ L0231-03367

■ L0331-03367

GW / EM




URBAN GREY OAK, PLANK

■ L0231-03368

■ L0331-03368

GW / EM



BLACK PEPPER OAK, PLANK

■ L0231-03869

■ L0331-03869

GR / SM

long plank

2050 x 205 mm
4-way bevel



WINTER OAK, PLANK

■ L0223-01764

■ L0323-01764

GW / SM



NATURAL ASH, PLANK

■ L0223-01766

■ L0323-01766

AW / SM




ROMANTIC OAK, PLANK

■ L0223-03361

■ L0323-03361

GW / SM




MODERN GREY OAK, PLANK

■ L0223-01753

■ L0323-01753

GW / SM



DRIFT OAK, PLANK

■ L0223-01755

■ L0323-01755

GW / SM




CLASSIC BEIGE OAK, PLANK

■ L0223-03359

■ L0323-03359

GR / SM




EUROPEAN OAK, PLANK

■ L0223-01756

■ L0323-01756

GW / SM



ROYAL OAK, PLANK

■ L0223-03360

■ L0323-03360

GR / SM



BURNT OAK, PLANK

■ L0223-01757
■ L0323-01757

GW / SM



COTTAGE GREY OAK, PLANK

■ L0223-03362
■ L0323-03362

GW / SM



AUTUMN OAK, PLANK

■ L0223-01765
■ L0323-01765

GW / SM



RECLAIMED GREY OAK, PLANK

■ L0223-01760
■ L0323-01760

GR / SM



CHOCOLATE OAK, PLANK

■ L0223-01754
■ L0323-01754

GW / SM



MIDNIGHT OAK, PLANK

■ L0223-01763
■ L0323-01763

GW / SM



NEW!
elegant
plank
1380 x 156 mm
plank



SEASHELL OAK, PLANK

■ L0235-04430
■ L0335-04430

GW / SM



LAPPLAND OAK, PLANK

■ L0235-03573
■ L0335-03573


GW / SM



RUSTIC GREY OAK, PLANK

■ L0235-03580
■ L0335-03580

GW / SM



COOL GREY OAK, PLANK

■ L0235-04432
■ L0335-04432

GW / SM



BOATHOUSE GREY OAK, PLANK

■ L0235-03906
■ L0335-03906

GW / EM



CANYON TAUPE OAK, PLANK

■ L0235-04433
■ L0335-04433

GW / SM



ELEGANT ASH, PLANK

■ L0235-04434
■ L0335-04434


GW / MA



LIGHT VALLEY OAK, PLANK

■ L0235-04431
■ L0335-04431

GW / SM



CANYON BEIGE OAK, PLANK

■ L0235-01491
■ L0335-01491

GW / SM



COUNTRYSIDE OAK, PLANK

■ L0235-00312
■ L0335-00312


GW / MA



BROWN VALLEY OAK, PLANK

■ L0235-03582
■ L0335-03582

GW / SM



NEW YORK OAK, PLANK

■ L0235-03581
■ L0335-03581

GW / SM



classic
plank


1200 x 192 mm
2-strip / 3-strip



NORDIC ASH, 2-STRIP

■ L0241-01800
■ L0341-01800


WO / MA



LINNEN OAK, 2-STRIP

■ L0241-01797
■ L0341-01797

GW / SM



PURE OAK, 2-STRIP

■ L0241-01799
■ L0341-01799

GW / SM



ELEGANT OAK, 3-STRIP

■ L0241-01789
■ L0341-01789

GW / SM



classic plank

1200 x 190 mm
2-strip / 3-strip



NATURAL OAK, 3-STRIP

■ L0241-01785

■ L0341-01785

GW / SM



NORDIC GREY OAK, 2-STRIP

■ L0241-03363


■ L0341-03363

GW / SM



big slab

1224 x 408 mm
4-way bevel




ALPACA SLATE

■ L0220-01781

■ L0320-01781

GS / MA



LIGHT GREY SLATE

■ L0220-01780

■ L0320-01780

GS / MA



MEDIUM GREY SLATE

■ L0220-01779

■ L0320-01779

GS / MA



CHARCOAL SLATE


■ L0220-01778

■ L0320-01778

GS / MA

big slab

1224 x 408 mm




WHITE SLAB

■ L0218-01783

■ L0318-01783

SO / MA



CONCRETE MEDIUM GREY

■ L0218-01782

■ L0318-01782


SO / MA



DOMESTIC extra

1200 x 190 mm


It's the perfect solution when your budget is limited – but it is a budget solution in price only. With a 20-year guarantee, Domestic Extra delivers quality laminate flooring with the durability that you expect from a Pergo floor.



NEW

SILVER OAK, PLANK
L0401-01807


GW / SM



NEW

MORNING OAK, PLANK
L0401-03364

GW / SM



SILVER PINE, PLANK
L0401-01825

AW / SM



NEW

BEIGE SAND OAK, PLANK
L0401-04093


GW / SM



NEW

NATURAL HONEY OAK, PLANK
L0401-04085


GW / MA



NEW

MOUNTAIN GREY OAK, PLANK
L0401-01802

GW / SM



NEW


BLACK OAK, PLANK
L0401-01806

GW / SM



NORDIC WHITE ASH, 3-STRIP
L0401-01822

WO / MA



NEW

BLONDE OAK, 3-STRIP
L0401-01787


GW / SM



NEW


SUPREME BEECH, 3-STRIP
L0401-01796

SO / MA



CLASSIC OAK, 3-STRIP
L0401-01819


WO / MA



NEW

KASHMIRE OAK, 2-STRIP
L0401-01798


GW / SM



NEW

GREY OAK, 3-STRIP
L0401-01786

WO / MA



DARK BROWN OAK, 3-STRIP
L0401-01820

WO / MA

Don't forget to add the finishing touches!

YOUR SHOPPING LIST:

Floor

It's a good idea to add 10% to the measured floor surface.

Underlay

Goes under the floor, to help eliminate noise, level out the underfloor, give moisture protection or add floor heating. See page 68.

Installation tools

If you are going to install the floor yourself, make sure you get the tools you need to make it easy. Pergo offers a complete range of installation tools. Ask your dealer for advice! See page 70.

Wallbases

By adding wallbases in the same look as the floor, your interior gets a seamless and stylish impression.

Maintenance

Keep your floor looking its best with Pergo cleaning products. See page 71.

There are some things you might not think of as important parts of a beautiful floor. For the best-looking result, we recommend that you take the time to include accessories when you go floor shopping.



We'll guide you through the installation process.
Watch instruction video
on pergo.com



I

Wallbases

Pergo's colour coordinated wallbases are installed easily and flexibly using a snap-in system, nails, screws or glue.

2

Beading

When you want to keep existing wallbases or install plinths, a beading is a practical solution that can help hide transitions and add an extra design touch. It's also well suited for window frames that extend all the way down to the floor. A small and very useful wallbase.



3

T-Mouldings

T-Mouldings are necessary for allowing floors to move when installing separate flooring sections on the same level, e.g., in two connecting rooms with the same floor. Available in our 5-in-1 solution.



4

Transitions and finishing pieces

These accessories provide an elegant transition and compensate for height differences wherever laminate floors meet other flooring surfaces. Use a Carpet Transition between laminate and carpeting, and a Hard Surface Reducer between laminate and tiles. End Mouldings provide a nice finish against thresholds and in other similar situations. Available in our 5-in-1 solution.



5

Stair noses

Pergo's flooring is an excellent choice even for staircases, where matching stair noses are used to provide an elegant finish to each individual step. Available in our 5-in-1 solution.



PGINCP(-)

2150 x 13 x 48 mm

(see matching matrix for correct art no)

5 perfect finishes in 1

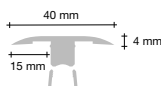
Pergo 5-in-1 offers different moulding solutions for different parts of your floor, all wrapped up in one handy package. The mouldings match your floor perfectly in colour as well as in structure, and the all-in-one solutions provide a seamless result. The surface is wear- and scratch-resistant laminate. The core consists of HDF and the bottom is made of plastic. With the patented Incizo® solution, you simply cut the moulding to the shape you need. Suitable for flooring heights between 7 and 10 mm.



1

T-moulding

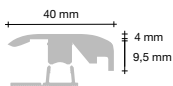
From laminate to laminate.



2

Carpet transition

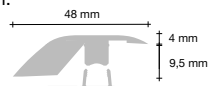
From laminate to carpet.



3

Hard surface reducer


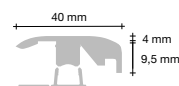
From laminate to ceramic, vinyl or linoleum.



4

End moulding


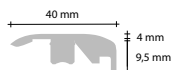
Finishing up to threshold, sliding doors, etc.



5

Stair nose moulding, flush

For a flush finish on stair treads.



5

Stair nose moulding

For a step down from a floating floor, e.g. at the top of the stairs or a step down in a room.

The Incizo® subprofile is required for stair application and has to be ordered separately.

NEINCPBASE(-)

See matching matrix for correct art no.



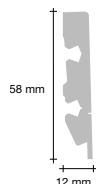
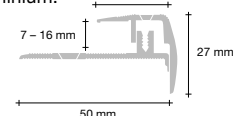
Stair nose

PGSTPSILVME270, 2700 x 23 mm

Fits flooring thickness 7 – 16 mm.

Colour: silver.

Surface: aluminium.



Wallbase, straight

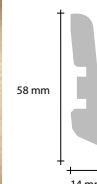
PGSK(-), 2400 x 12 x 58 mm – elegant plank, classic plank, domestic extra*

See matching matrix for correct art no.

Colour matched. Surface: wear and scratch-resistant laminate.

Core: MDF. Adaptable to 40 mm height.

*8 straight and 8 corner connecting plugs included / pack (6 wallbases).



Wallbase, straight

PGSKR(-), 2400 x 14 x 58 mm – wide long plank, modern plank, long plank, big slab

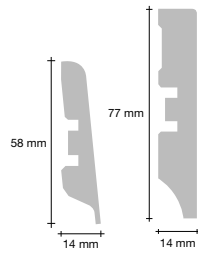
See matching matrix for correct art no.

Colour matched. Surface: wear and scratch-resistant laminate.

Core: MDF.

Extra connecting plugs

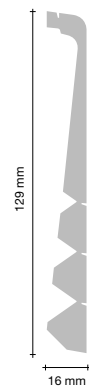
NEPLUG, 48 pcs (24 corner plugs + 24 straight plugs)



Wallbase, straight

PGSKRWHITE, 2400 x 14 x 58 mm – white
 PGSKRPAINT, 2400 x 14 x 58 mm – paintable
 PGPSKRWHITE, 2400 x 14 x 77 mm – white
 PGPSKRPAINT, 2400 x 14 x 77 mm – paintable

Colour: white, paintable. Surface: foil. Core: MDF.



Wallbase, cover

PGISKRCOVERMD240, 2400 x 16 x 129 mm

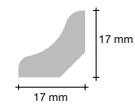
For easy and fast renovation.
 Covers existing wallbase. Adaptable size.
 Colour: paintable. Surface: foil. Core: MDF.



Waterproof wallbase

NEVSKRPAINTA, 2000 x 12 x 55 mm

Waterproof. Hides expansion joints and protects walls.
 Install with Multigluue. Colour: white, paintable.
 Surface and core: waterproof polystyreen.



Beading

PGSCOTWHITE, 2400 x 17 x 17 mm – white
 PGSCOTPAINT, 2400 x 17 x 17 mm – paintable

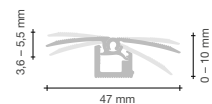
Colour: white, paintable. Surface: foil. Core: MDF.



End moulding

PGENPSILVME270, 2700 x 25 mm

Fits flooring thickness 6 – 10 mm. Colour: silver.
 Surface: aluminium.



Combi moulding

PGPRSILVME186, 1860 x 47 mm

T-moulding and reducer in one. Plastic bottom rail.
 Suitable for height differences of 0 – 12.3 mm.
 Height: 10 mm (uninstalled). Colour: silver. Surface: aluminium.

Make a great floor greater!

- » Before installing your new Pergo laminate floor, you need to select an underlay.
- » With an underlay you can increase walking comfort, as well as add functionality to your floor.
- » Improve the acoustics in a room, or add moisture protection. Pergo underlays provide a wide range of benefits.
- » Turn the page to find the flooring underlay that is right for you!




underlays






Make a great floor greater!

Before installing your new floor, you need to select an underlay

Underlays for wood subfloors

	GOOD	BETTER	BEST
	Underlay Foam	Smart Underlay	Silent Walk
Durability	●●○○○○	●●●●●○	●●●●●●
Walking sound reduction	●●○○○○	●●●○○○	●●●●●○
Floor heating	●●●●○○	●●●○○○	●●●●●●
Vapour barrier	NO	NO	YES*
Thickness	2 mm	3 mm	2 mm
			
	Underlay Foam PGUDLFOAM15B	Smart Underlay PGUDLSMART15	Silent Walk PGUDLSW7
	For rooms with light traffic. 15 m ² / roll.	For rooms with frequent traffic. 15 m ² / pack.	A very durable and strong underlay for rooms with more frequent traffic. 7 m ² / roll.

Underlays for concrete subfloors

	GOOD	BETTER	BEST
	Underlay Foam+	Smart Underlay+	Silent Walk
Durability	●●●○○○	●●●●●○	●●●●●●
Walking sound reduction	●●●○○○	●●●○○○	●●●●●○
Floor heating	●●●●○○	●●●○○○	●●●●●●
Vapour barrier	YES	YES	YES*
Thickness	2 mm	3 mm	2 mm
			
	Underlay Foam+ PGUDLFOAMPLUS15	Smart Underlay+ PGUDLSMARTPLUS15	Silent Walk PGUDLSW7
	A good basis for rooms with less traffic. Integrated vapour barrier with an overlap and tape strip included. 15 m ² / roll.	Good in rooms with more frequent traffic. Integrated vapour barrier an overlap and tape strip included. 15 m ² / pack.	A very durable and strong underlay for rooms with more frequent traffic. 7 m ² / roll.

*When installing the SilentWalk on concrete floors or atop floorheating, tape the edges of the underlay with a damp-proof tape. Don't do this when installing on wooden subfloors.

Underlays for professional use



Professional SoundBloc™

PGUDLPS15, 0.95 x 15.79 m

PGUDLPS50, 0.95 x 52.64 m

The best underlay for eliminating reflected walking sound. Increases walking comfort and provides excellent impact sound insulation. Integrated vapour barrier with an overlap and tape strip included.

Thickness: 2 mm

Material: Crosslinked polyethylene foam

Getting cold feet?

There's no need. With Pergo Quickheat, installing underfloor heating is easy.



Pergo Quickheat is the smart and easy way to enjoy underfloor heating.

Nothing to cast in concrete, minimum bother – you can even forget about the electrician. Just roll out the Quickheat mats with built-in heating cables and click them together. Install the thermostat and safety box on the wall and plug in. It really is that simple.

In addition to warmth, Pergo Quickheat also provides walking comfort, so no other underlay is needed. By supplementing your primary heating system with Pergo Quickheat, you can also usually lower the temperature 2 – 3 degrees compared to using radiators. The timer included with the system can be set for 5 + 2 days.

1. Quick, comfortable warmth


Pergo Quickheat consists of two layers of foam plus a middle layer with heating cables and a reflective surface of aluminium foil. Thanks to the insulation and the heat-reflective surface in the bottom of the mat, all heat is directed upward for fast adjustment of the room's temperature.

2. Built-in safety feature

Pergo Quickheat has a built-in electrical safety feature that automatically disconnects power if a failure should occur. Naturally, the system is certified for do-it-yourself installation and fulfils international standards for removable floors.

3. Wireless thermostat in every room

With Pergo Quickheat you can easily fine-tune the temperature of each room. Once the mats have been rolled out, simply connect the safety box and set the wireless thermostat to the desired temperature. The flexible timer allows you to have separate floor heating settings for weekdays and weekends. Four individual time zones support your daily mode (morning, day, evening and night) and each period can be set with a unique temperature.



Pergo Quickheat, 55

PGUDLQH2, 2 x 1 m

PGUDLQH3, 3 x 1 m

PGUDLQH4, 4 x 1 m

PGUDLQH5, 5 x 1 m

55 W / m². 220 V 50 Hz (European plug).

Max load: 10 A (2300 W at 230 V).

Maximum installation area: 42 m².

Suitable for 5% ~ 95% relative humidity.

Thickness: 8 mm. Thermal Insulation: 8 W / m² K.

Filler mat

PGUDLQHILLERMAT, 6.37 m²

26 mats/box. Used for the space between the heating mats and the wall.

Extension cables

PGQHEXTCAB025, 0.25 m

PGQHEXTCAB100, 1.0 m

PGQHEXTCAB200, 2.0 m

Used between mats and/or to extend between mats and safety box.



Installation kit, wireless

PGUDLQHKITEU

Wireless thermostat, safety box, connector tool and installation instructions.

installation



Moisturbloc Extreme™
PGUDLMOI15, 1.05 x 15 m = 15 m²
(5 cm overlap)

This vapour barrier has three times the moisture resistance of a traditional PE film. Can be installed on concrete floors with up to 95% relative humidity, making it ideal in basements and on concrete floors with high humidity. Moisturbloc Extreme™ makes it possible to install floors earlier during the construction of new homes.

Thickness: 2.5 mm. Material: Polypropylene. Tape included.



PE film (polyethylene)
PGUDLSCREEN34, 12.5 x 2.7 m
= 33.75 m² / roll

A film that protects flooring from moisture vapour rising up from a mineral or concrete subfloor. Useful lifetime 50 years. Thickness: 0.2 mm. Material: Polyethylene, alkaline resistant.



Installation kit
PGTOOL

Everything you need in one box. Contains tapping block, installation spacers in two sizes (2 x 18 = 36 pcs) and a pull bar.

Extra spacers
PGSPACER, 48 pcs



Wallbase installation kit
PGCLIPS15LM

For PGSKR(-) wallbases only, including paintable/white variants. Easy-to-use snap-in system where no nails or screws are visible. One installation kit covers 15 metres of wallbase.



Wallbase installation clips
PGCLIPSKME7080
– elegant plank, classic plank, domestic extra

For PGSK(-) wallbases only. Easy-to-use snap-in system where no nails or screws are needed. One installation kit covers 20 metres of wallbase.



Safeseal
PGSEAL500, 500 ml

For floor areas that require extra protection against moisture. PVAc based.



Multiglue
PGGLUE290, 290 ml

Ideal for installing wallbases and mouldings. Hybrid polymer. One tube gives 15 running meters of skirting.



Sealant
PGKIT(-), 310ml

For a beautiful finish. Dry in half an hour and fully cured after 24 hours. Available in 8 colours. Water-based acrylic.

Aqua accessories – for wet-area use with water-resistant laminate



Radiator caps
PGRINOX15, stainless steel
Inner diameter: 15 mm.
Outer diameter: 54 mm.

PGRINOX22, stainless steel
Inner diameter: 22 mm.
Outer diameter: 54 mm.



Tape
NETAPE50, 50 m x 5 cm

Self-adhesive aluminium tape for underlays.



Aqua Sealant
PGKITTRANSP, 310 ml

For invisible and waterproof finishing around wallbases, mouldings, transitions, door frames, etc.



Foamstrip
NEFOAMSTRIP20, 20 m x 10 mm

PE foam expansion joint filler. Serves as an elastic filler of all dilatation gaps around the floor perimeter. Requires sealing with Aqua Sealant.

maintenance

The tightly sealed TitanX™ surface prevents dirt from taking hold, making Pergo laminate floors easy to clean. Our high-quality, ergonomically designed original maintenance accessories make it even easier to keep your floor looking fresh for longer. To maintain the lustre of a Pergo floor, avoid using regular cleaning products such as soaps and detergents as these will form a film on the surface. Pergo's special all-round cleaner removes dirt without leaving a film, if used correctly.



Cleaning kit
PGCLEANINGKIT

High-quality mop set with extra-long ergonomic handle and a mop-cloth holder with a practical Velcro fastener for attaching the mop cloth.



All-round Floor Cleaner
PGCLEANALL1000

Specially developed for cleaning laminate wood and vinyl flooring. Ideal for removing dirt, grease spots and heel marks, as well as for daily cleaning.



Repair wax
PGREPAIR

Repair the colour of damaged planks quickly and easily with wax in colours that match the Pergo wood palette. Contains 1 melting knife, 1 comb, 7 wax blocks. For more information on how to mix colours, please visit pergo.com.

Easy to love, easy to live with.

Thanks to the surface treatment, your laminate floor is not only durable but also easy to maintain.

Ordinary cleaning

Damp-mop the floor, only when needed. Use Pergo All-round Floor Cleaner and Pergo mop cloth. Dampen the mop cloth with warm water and Pergo All-round Floor Cleaner (mix 2 capfuls of Pergo All-round Floor Cleaner in 10 litre water). Mix carefully according to the manufacturer's instructions. Do not overuse. Used mop should be washed according to labelling, in 60 °C, without any additives. Do not work in larger areas than 15 – 20 m² at a time. Make sure the floor is dry after damp mopping.

Heavily soiled or stained floors

To remove stubborn stains or markings, use Pergo All-round Floor Cleaner and a clean mop, towel or a scratch-free white or red pad if extra treatment is needed. Let it act for a few minutes. Remove the stain by wiping it away with a clean mop dampened with lukewarm water. Repeat if necessary. Wipe dry afterwards.

Stain-removal guide

Locally spotted areas: Apply Pergo All-round Floor Cleaner to the spot. Let the floor cleaner dissolve the stain for a few minutes. Remove the stain by wiping it away with a clean mop dampened with lukewarm water. Repeat if necessary.

Chocolate, grease, juice, cordials, wine: Spray with Pergo All-round Floor Cleaner or use warm water added with All-round Floor Cleaner.

Tar, crayon, lipstick, shoe polish, ink, carbon, nail polish or cigarettes: Methylated spirit, acetone or household solvent, petroleum spirit.

Candle wax and chewing gum: Allow to harden then carefully scrape off.

Avoid wax and polish

A Pergo laminate floor should never be waxed or polished. Never scrub with steel wool or any other coarse material as this may have a negative effect on the appearance and structure.

Additional treatments

Some textured surfaces require special treatment as described:
Matt textures: Dirt will generally stick harder to floors with matt textures. We therefore recommend that these types of floors be cleaned more regularly.




Polished textures: Dried watermarks are often more visible on polished textures. Always wipe with a dry mop after damp cleaning.




Floors with bevelled edges: Because water can accumulate in the bevel, be sure to always wipe dry.




Protect your floor

We recommend using wheels for hard floors on office chairs. Also protect the floor by using felt pads on furniture legs. Always use a doormat at the front entrance.

matching matrix

original Excellence	living Expression	Art.nr / Decor				Sealant
			5-in-1 13 x 48 PGINCP(-)	Wallbase straight 12 x 58 PGSK(-)	Wallbase straight 14 x 58 PGSKR(-)	
L0241-01785	L0341-01785	Natural Oak, 3-strip	01785	01785	–	05
L0241-01789	L0341-01789	Elegant Oak, 3-strip	01789	01789	–	05
L0241-01797	L0341-01797	Linnen Oak, 2-strip	01797	01797	–	03
L0241-01799	L0341-01799	Pure Oak, 2-strip	01799	01799	–	04
L0241-01800	L0341-01800	Nordic Ash, 2-strip	01800	01800	–	03
L0241-03363	L0341-03363	Nordic Grey Oak, 2-strip	01821	01821	–	02
L0218-01782	L0318-01782	Concrete Medium Grey	01782	–	01782	02
L0218-01783	L0318-01783	White Slab	01783	–	01783	01
L0220-01778	L0320-01778	Charcoal Slate	01778	–	01778	02
L0220-01779	L0320-01779	Medium Grey Slate	01779	–	01779	02
L0220-01780	L0320-01780	Light Grey Slate	01780	–	01780	02
L0220-01781	L0320-01781	Alpaca Slate	01781	–	01781	02
L0223-01753	L0323-01753	Modern Grey Oak, plank	01753	–	01753	03
L0223-01754	L0323-01754	Chocolate Oak, plank	01754	–	01754	08
L0223-01755	L0323-01755	Drift Oak, plank	01755	–	01755	03
L0223-01756	L0323-01756	European Oak, plank	01756	–	01756	05
L0223-01757	L0323-01757	Burnt Oak, plank	01757	–	01757	04
L0223-01760	L0323-01760	Reclaimed Grey Oak, plank	01760	–	01760	02
L0223-01763	L0323-01763	Midnight Oak, plank	01763	–	01763	02
L0223-01764	L0323-01764	Winter Oak, plank	01764	–	01764	02
L0223-01765	L0323-01765	Autumn Oak, plank	01765	–	01765	02
L0223-01766	L0323-01766	Natural Ash, plank	01766	–	01766	03
L0223-03359	L0323-03359	Classic Beige Oak, plank	03359	–	03359	04
L0223-03360	L0323-03360	Royal Oak, plank	03360	–	03360	08
L0223-03361	L0323-03361	Romantic Oak, plank	03361	–	03361	02
L0223-03362	L0323-03362	Cottage Grey Oak, plank	03362	–	03362	02
L0231-03367	L0331-03367	Limed Grey Oak, plank	03367	–	03367	02
L0231-03368	L0331-03368	Urban Grey Oak, plank	03368	–	03368	02
L0231-03369	L0331-03369	New England Oak, plank	03369	–	03369	02
L0231-03370	L0331-03370	Manor Oak, plank	03370	–	03370	04
L0231-03371	L0331-03371	Farmhouse Oak, plank	03371	–	03371	08
L0231-03372	L0331-03372	Modern Danish Oak, plank	03372	–	03372	01
L0231-03373	L0331-03373	Brushed White Pine, plank	03373	–	03373	01
L0231-03374	L0331-03374	Coastal Oak, plank	03374	–	03374	03
L0231-03375	L0331-03375	Village Oak, plank	03375	–	03375	04
L0231-03376	L0331-03376	Scraped Vintage Oak, plank	03376	–	03376	05
L0231-03866	L0331-03866	Frost White Oak, plank	03866	–	03866	02
L0231-03867	L0331-03867	Studio Oak, plank	03867	–	03867	02
L0231-03868	L0331-03868	City Oak, plank	03868	–	03868	04
L0231-03869	L0331-03869	Black Pepper Oak, plank	03869	–	03869	08
L0234-03568	L0334-03568	Siberian Oak, plank	03568	–	03568	02
L0234-03570	L0334-03570	Rocky Mountain Oak, plank	03570	–	03570	02
L0234-03571	L0334-03571	Seaside Oak, plank	03571	–	03571	03
L0234-03589	L0334-03589	Chateau Oak, plank	03589	–	03589	05
L0234-03590	L0334-03590	Country Oak, plank	03590	–	03590	08
L0234-03862	L0334-03862	Light Fjord Oak, plank	03862	–	03862	01
L0234-03863	L0334-03863	Fjord Oak, plank	03863	–	03863	02
L0234-03864	L0334-03864	Lodge oak	03864	–	03864	08
L0234-03865	L0334-03865	Chalked Nordic Oak, plank	03865	–	03865	02
L0234-03870	L0334-03870	Beach Town Oak, plank	03870	–	03870	04
L0235-00312	L0335-00312	Countryside Oak, Plank	00312	00312	–	04
L0235-01491	L0335-01491	Canyon Beige Oak, plank	01491	01491	–	05
L0235-03573	L0335-03573	Lapland Oak, Plank	03573	03573	–	02
L0235-03580	L0335-03580	Rustic Grey Oak, plank	03580	03580	–	02
L0235-03581	L0335-03581	New York Oak, Plank	03581	03581	–	08
L0235-03582	L0335-03582	Brown Valley Oak, Plank	03582	03582	–	08
L0235-03906	L0335-03906	Boathouse Grey Oak, Plank	03575	03575	–	02

						
		Art.nr / Decor	5-in-1 13 x 48 PGINCP(-)	Wallbase straight 12 x 58 PGSK(-)	Wallbase straight 14 x 58 PGSKR(-)	Sealant 310 ml PGKIT(-)
original Excellence	living Expression					
L0235-04430	L0335-04430	Seashell Oak, Plank	03866	03866	–	02
L0235-04431	L0335-04431	Light Valley Oak, plank	03374	03374	–	03
L0235-04432	L0335-04432	Cool Grey Oak, plank	03367	03367	–	02
L0235-04433	L0335-04433	Canyon Taupe Oak, plank	04433	04433	–	02
L0235-04434	L0335-04434	Elegant Ash, plank	04434	04434	–	01

						
		Art.nr / Decor	5-in-1 13 x 48 PGINCP(-)	Wallbase straight 12 x 58 PGSK(-)	Wallbase straight 14 x 58 PGSKR(-)	Sealant 310 ml PGKIT(-)
domestic Extra						
L0401-01786		Grey Oak, 3-strip	01786	01786	–	02
L0401-01787		Blonde Oak, 3-strip	01787	01787	–	03
L0401-01796		Supreme Beech, 3-strip	01796	01796	–	03
L0401-01798		Kashmere Oak, 2-strip	01798	01798	–	04
L0401-01802		Mountain Grey Oak, plank	01802	01802	–	02
L0401-01806		Black Oak, plank	01806	01806	–	08
L0401-01807		Silver Oak, plank	01807	01807	–	01
L0401-01819		Classic Oak, 3-strip	01819	01819	–	05
L0401-01820		Dark Brown Oak, 3-strip	01820	01820	–	08
L0401-01822		Nordic White Ash, 3-strip	01822	01822	–	03
L0401-01825		Silver Pine, plank	01825	01825	–	01
L0401-03364		Morning Oak, plank	03364	03364	–	02
L0401-04085		Natural Honey Oak, plank	04085	04085	–	04
L0401-04093		Beige Sand Oak, plank	04093	04093	–	01

Incizo® stairbase subprofile

PRODUCT GROUP	RANGE	MAT. DESCRIPTION	FITS TO FLOOR THICKNESS
Classic plank	domestic Extra	NEINCPBASE8	8 mm
Classic plank, big slab	living Expression / original Excellence	NEINCPBASE8	8 mm
Long plank	living Expression / original Excellence	NEINCPBASE6	9.5 mm
Modern plank (Sensation)	living Expression / original Excellence	NEINCPBASE8	8 mm
Wide long plank (Sensation)	living Expression / original Excellence	NEINCPBASE6	9.5 mm
Elegant plank	living Expression / original Excellence	NEINCPBASE8	8 mm

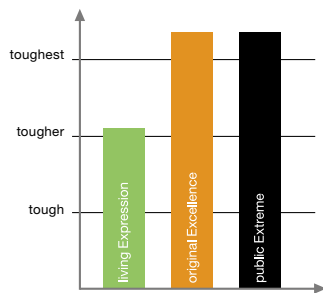
technical guide

Features		public Extreme	original Excellence	living Expression	domestic Extra
TitanX™		•	•	•	•
Scratch Resistance		Very high	Very high	High	High
AquaSafe Technology*		•	•	•	–
PerfectFold™ 3.0		•	•	•	•
Moisture Resistance		Very high	High	High	Medium
Antistatic		•	•	•	•
Hygienic		•	•	•	•
Environmental label PEFC		•	•	•	•
Environmental label Nordic Ecolabel		•	•	•	•
Triple Guarantee		Lifetime	Lifetime	25 years	20 years
Technical	Standard				
Class of use	EN 13329	34	33	32	32
Fire classification	EN 13501	Bfl-s1	Bfl-s1	Cfl-s1	Cfl-s1
Formaldehyde emission	EN 717	E1	E1	E1	E1
VOC emission	agBB/DIBt	•	•	•	•
Generic anti-microbial effect	JIS Z 2801	> 99%	> 99%	> 99%	> 99%
Wear Resistance	EN 13329	AC6	AC5	AC4	AC4
Impact Resistance	EN 13329	IC4	IC3	IC2	IC2
Resistance to Castor Chair	EN 13329 (class 34)	No damage	–	–	–
Resistance to Castor Chair	EN 13329	No damage	No damage	No damage	No damage
Slip Resistance	EN 14041	Class DS	Class DS	Class DS	Class DS
Thermal Resistance	EN 12667	0.07 m² K/W	0.07 m² K/W	0.06 m² K/W	0.06 m² K/W
Body Voltage	EN 1815	<2 kV (antistatic)	<2 kV (antistatic)	<2 kV (antistatic)	<2 kV (antistatic)

*available in Modern Plank, Wide Long Plank, Elegant Plank, Classic Plank with a 10-year wet guarantee for Modern Plank, Wide Long Plank and 5-year wet guarantee for Elegant Plank and Classic Plank.

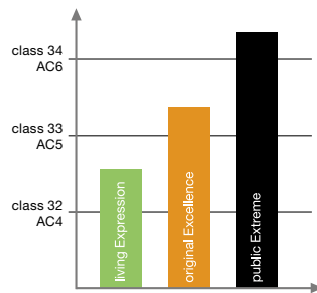
formats

	Length	Panel, mm Width	Thickness	Panels/pack	Packages m²/pack	Pack/pallet	m²/pallet
original Excellence							
L0241-xxxxx Classic Plank, aquasafe	1200	190	8	7	1.596	48	76.61
L0223-xxxxx Long Plank 4V	2050	205	9.5	6	2.522	44	110.95
L0231-xxxxx Modern Plank 4V – Sensation, aquasafe	1380	190	8	7	1.835	48	88.08
L0234-xxxxx Wide Long Plank 4V – Sensation, aquasafe	2050	240	9.5	6	2.952	33	97.42
L0235-xxxxx Elegant Plank, aquasafe	1380	156	8	8	1.722	50	86.11
L0218-xxxxx Big Slab	1224	408	8	2	0.999	80	79.90
L0220-xxxxx Big Slab 4V	1224	408	8	2	0.999	80	79.90
living Expression							
L0341-xxxxx Classic Plank, aquasafe	1200	190	8	7	1.596	48	76.61
L0323-xxxxx Long Plank 4V	2050	205	9.5	6	2.522	44	110.95
L0331-xxxxx Modern Plank 4V – Sensation, aquasafe	1380	190	8	7	1.835	48	88.08
L0334-xxxxx Wide Long Plank 4V – Sensation, aquasafe	2050	240	9.5	6	2.952	33	97.42
L0335-xxxxx Elegant Plank, aquasafe	1380	156	8	8	1.722	50	86.11
L0318-xxxxx Big Slab	1224	408	8	2	0.999	80	79.90
L0320-xxxxx Big Slab 4V	1224	408	8	2	0.999	80	79.90
domestic Extra							
L0401-xxxxx Classic Plank	1200	190	8	7	1.596	48	76.61



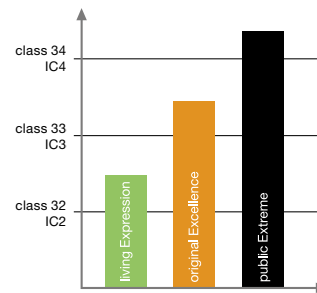
Scratch resistance

The TitanX™ surface offers the best scratch and scuff protection on the market, ensuring that the floor retains its lustre.



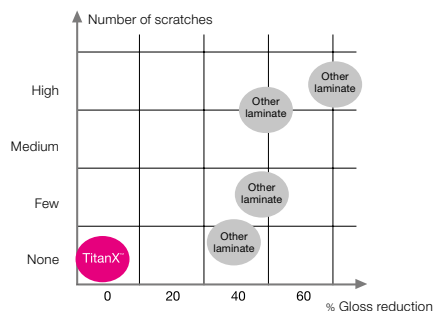
Wear resistance

A Pergo laminate floor will withstand the abrasion and wear of everyday life, year in and year out.



Impact resistance

A unique multilayer construction and the dense core material protects the floor against dropped objects and high-heeled shoes.

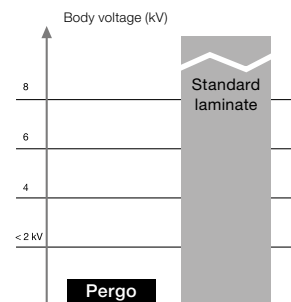


Scratch resistance

Pergo has an extra layer of aluminium oxide particles that make it more resistant to scratches than most comparable laminate floors. For our test we use Scotch Brite® abrasive fleeces. One part of the surface is rubbed 160 times at a load of 0.4 kg, then we look for scratches. Another part of the surface is rubbed 80 times at a load of 0.6 kg, then we measure the change of gloss. We compare our TitanX™ solutions with four other laminate floors.

Here's the key to Pergo durability!

The TitanX™ surface protection, provides superior resistance to scratch, wear and impact.



Antistatic flooring

The European method EN 14041 is used to measure the body voltage a walking person collects when walking on a floor. A value below 2 kV is required for anti-static floorings.



WEAR PROTECTION Pergo's patented TitanX™ surface is the best multilayer protective floor finish on the market, providing wear resistance that exceeds normal standards for commercial environments.



SCRATCH RESISTANCE The TitanX™ surface has an extra protective layer providing the best scratch- and scuff-resistance on the market, so your Pergo floor will retain its lustre much longer than other laminate floors.



IMPACT RESISTANCE The unique multilayer construction of our TitanX™ surface, together with a dense core material, provides very high impact resistance for handling dropped objects and high-heeled shoes.



ANTI-STATIC Pergo laminate floors eliminate static electricity. Electrostatic charges are dissipated through electrically conductive graphite in the flooring. This method fulfils the market's most stringent antistatic requirements.



EASIER CLEANING A Pergo floor with TitanX™ surface is much easier to clean than ordinary floors. The reason is that the TitanX™ surface is so tightly sealed that dirt simply cannot take hold.



WATER RESISTANCE Pergo combines moisture-resistant core materials with a strong and tight click-joint. On some of our ranges we also apply the unique Aquasafe technology. The result is some of the most water-resistant floors on the market.



HIGH FIRE RESISTANCE A Pergo floor with TitanX™ surface has a natural high resistance to fire thanks to its multilayer construction. This, combined with the core's density, allows for faster heat dissipation.





HYGIENIC A Pergo laminate floor makes it easier to maintain a high level of hygiene. Bacteria require nourishment and moisture in order to thrive, and the tightly sealed, easy to clean TitanX™ surface makes this impossible. This provides a high level of hygiene naturally, without chemical antiseptics.



EASY INSTALLATION Pergo's patented PerfectFold™ 3.0 installation system makes installation faster and easier because you simply fold the floor into place.

**Our floors look even
better in real life!**

Visit our website and order samples
of your favourite designs.



pergo.com

PERGO®

Pergo is a quality product produced by **UNILIN** bvba, division flooring, Ooigemstraat 3, 8710 Wielsbeke, Belgium.